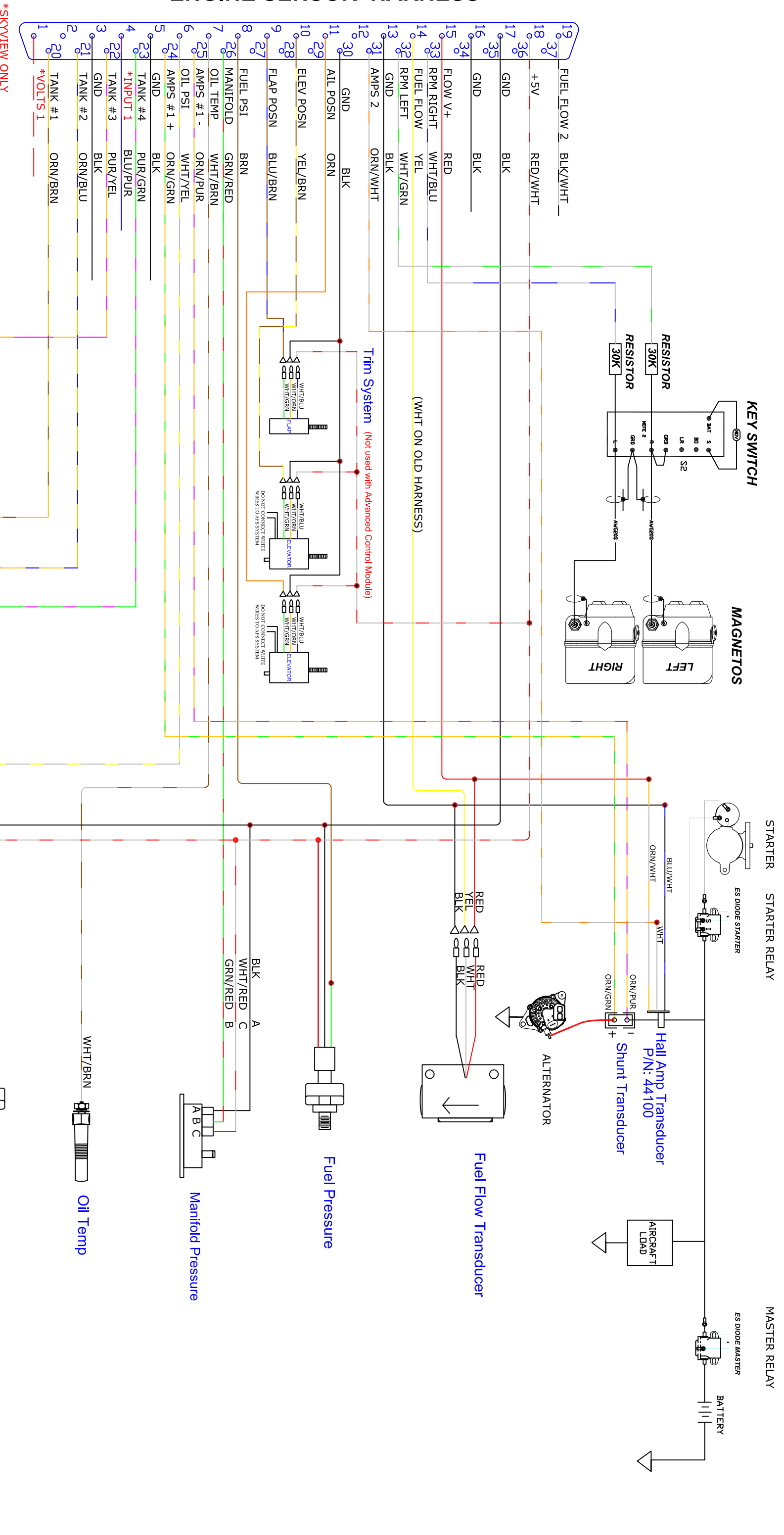
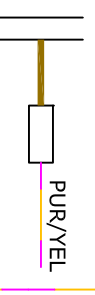


ENGINE SENSOR HARNESS



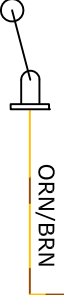
Tank #1 Optional
Capacitance Probe



Tank #3 (Left AUX)



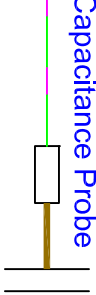
Tank #1 (Left Main)



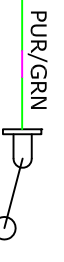
Tank #2 (Right Main)



Tank #2 Optional
Capacitance Probe



Tank #4 (Right AUX)



REV	DATE	DESCRIPTION	REV	BY
1	2/19/16	Initial Drawing		

ITEM	QTY	PART #	DESCRIPTION

DATE	2/15/16	SCALE	NONE
DRN	RAH	APP	RAH

NOTES: This drawing is the property of Advanced Flight Systems Inc. Information, if it is to be copied, reproduced or used without written approval.

DATE: 2/15/16 SCALE: NONE
DRN: RAH APP: RAH

ADVANCED FLIGHT SYSTEMS INC.
PHONE: (503) 263-0037 FAX: (503) 263-1138
10714 S. TOWNSHIRE RD
CANBY, OR 97103

Wiring Diagram SV-EMS Harness P/N: 33914 B 3